

Evaluation Report

1st International HIV Treatment as Prevention (TasP) Workshop
Vancouver, BC, May 4-6, 2011

Prepared by the BC Centre for Excellence in HIV/AIDS

June 27, 2011



British Columbia
Centre *for* Excellence
in HIV/AIDS

INTRODUCTION

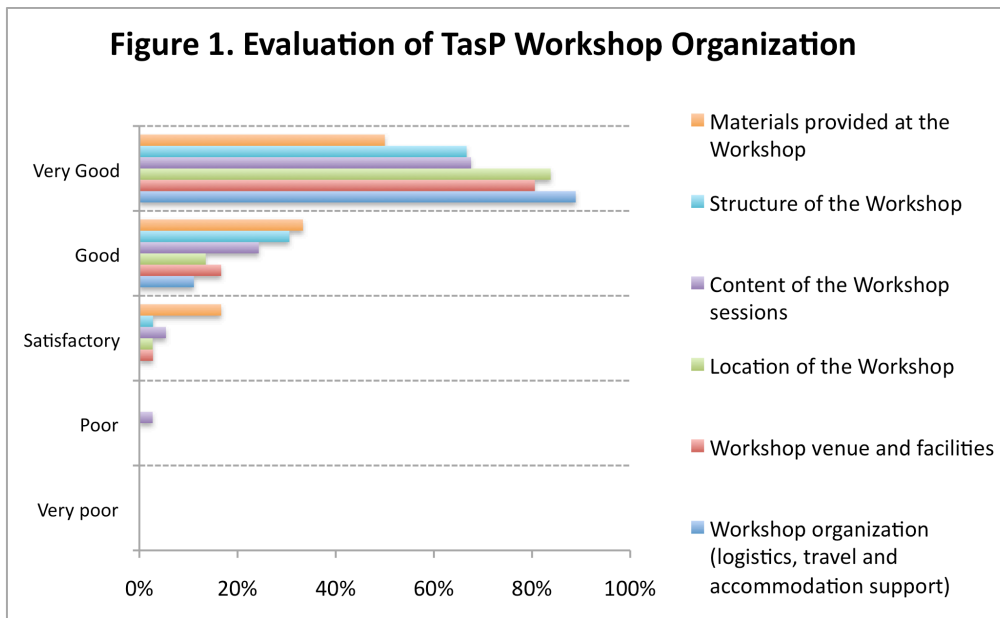
In May of 2011 experts from around the world met in Vancouver, British Columbia to discuss the current state of evidence and future directions for the use of antiretroviral treatment as a form of HIV and Tuberculosis prevention. After the Workshop was concluded all 148 participants were invited to complete an online survey evaluating three aspects of the event: 1) organization, 2) materials, and 3) speakers. The survey also provided an opportunity for participants to make written comments about the TasP Workshop and make any suggestions for future meetings (see Appendix A). The following is a brief summary of the feedback that was received through this online survey.

OVERVIEW OF EVALUATION FINDINGS

The evaluation surveys for the International Treatment as Prevention (TasP) Workshop were completed anonymously through an online system. There were 148 individuals who attended the TasP Workshop and all participants were invited to complete the survey. As of June 26, 2011, 36 surveys were completed resulting in a response rate of 24%. This report is based on these 36 completed surveys.

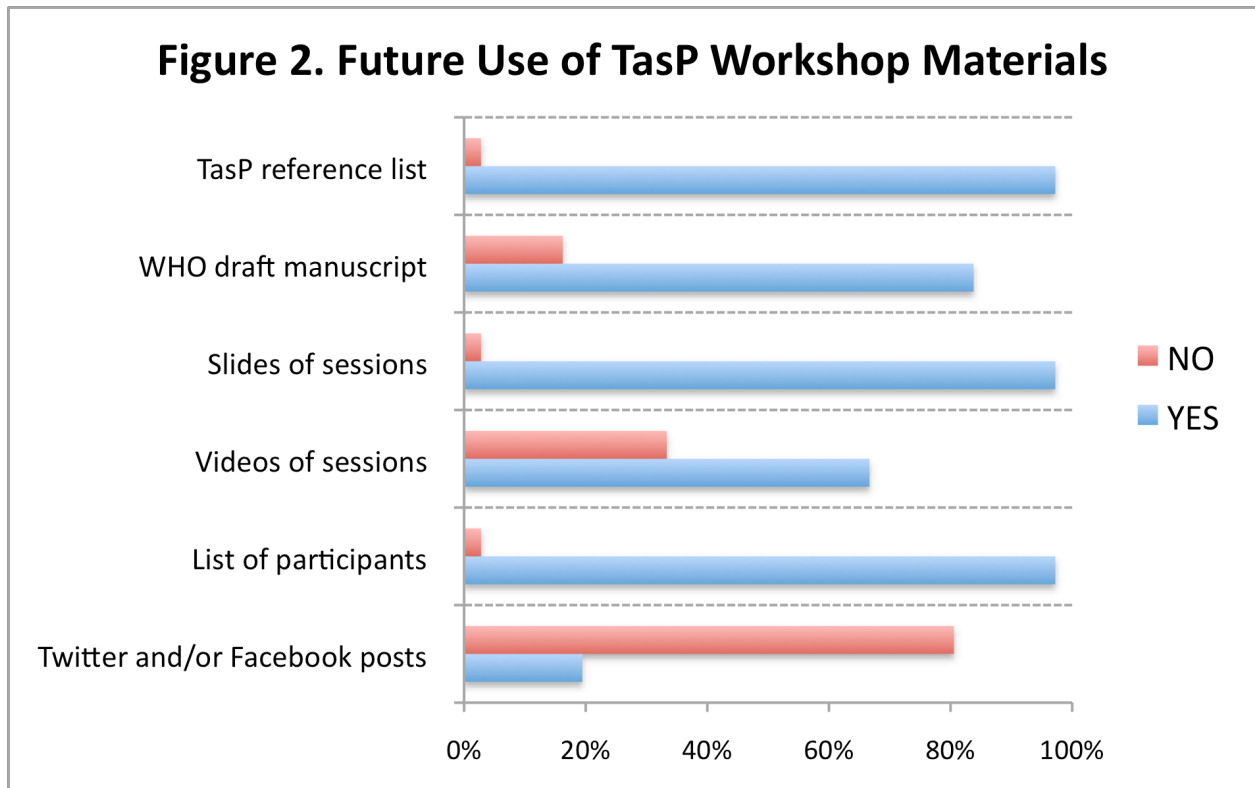
1. Evaluation of TasP Workshop Organization

Survey respondents were asked to rate six aspects of the workshop organization on the following scale: 'very poor', 'poor', 'satisfactory', 'good', and 'very good'. As indicated in Figure 1 below, all areas of the organization of the workshop received generally favorable scores from participants. The majority of survey respondents stated that the TasP Workshop: venue, location, structure, content, and materials provided were 'very good' or 'good'. No aspect of the TasP Workshop was rated 'very poor'.



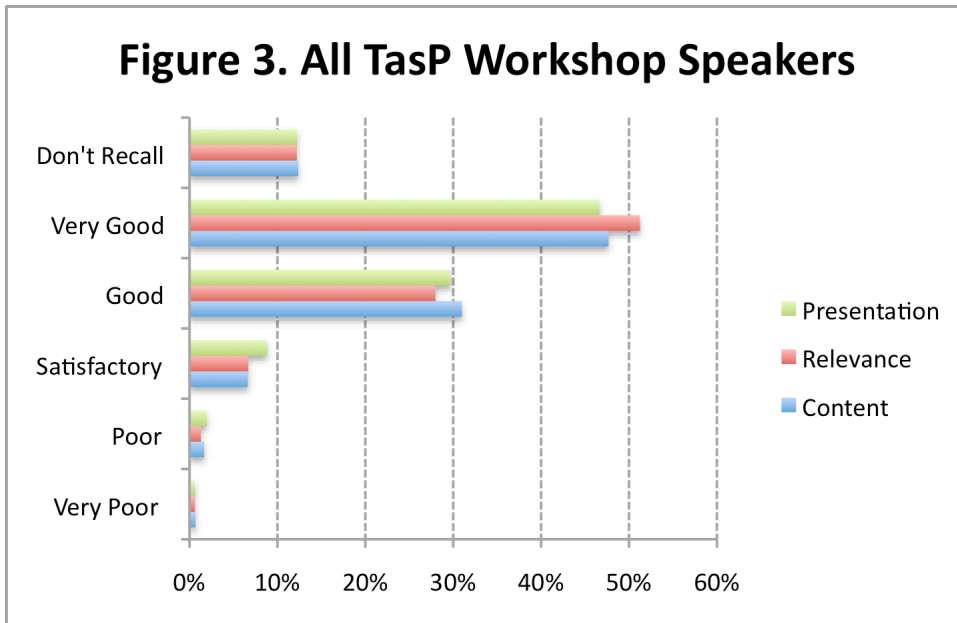
2. Evaluation of TasP Workshop Materials

To assess the value of the TasP Workshop materials, survey respondents were asked to indicate whether they anticipated using any of the below mentioned materials in the future. As shown in Figure 2, 97% of respondents reported that they anticipated using the TasP reference list, the slides of TasP Workshop sessions, and the list of TasP Workshop participants again in the future. The vast majority of respondents (84%) indicated that they anticipate using the WHO draft manuscript in the future, while 67% indicated that they anticipate using the videos of the sessions, and 19% reported that they would use social media posts related to the TasP Workshop.



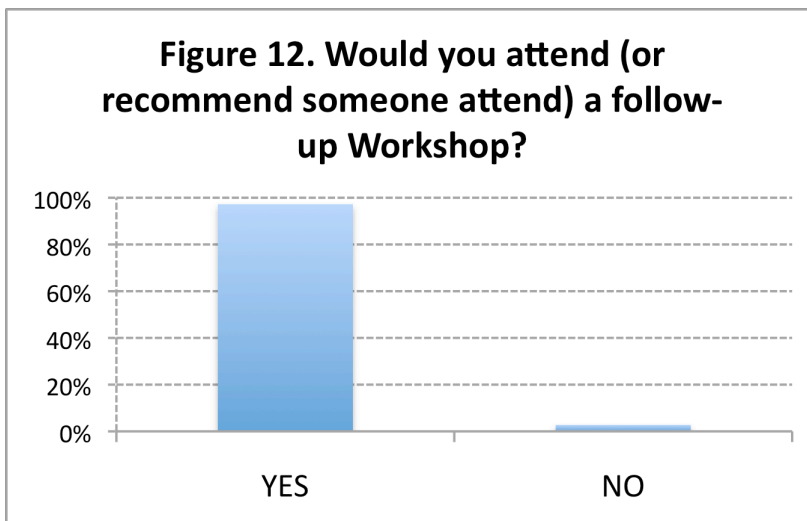
3. Evaluation of TasP Workshop Speakers

To help assess the TasP Workshop, survey respondents were asked to rate three aspects of each presenter in each session on the following scale: 'very poor', 'poor', 'satisfactory', 'good', 'very good', 'don't recall'. The three aspects that were rated included: content, relevance, and presentation. As indicated in Figure 3, the average overall ratings for speakers were generally favorable in each of the three categories. Table 1 (see Appendix B) provides an overview of the average scores of each TasP Workshop session based on the three criterion.



CONCLUSION

Overall respondents were very positive about the Workshop and the content of the sessions. Almost all respondents (97%) indicated that they would attend, or would suggest someone attend, a follow-up Workshop in one year.



Appendix A

At the end of the survey respondents were given an opportunity to provide any comments about the TasP Workshop and any suggestions for topics, or speakers that they would like to see included in future meetings. Below are the comments that were received through the survey.

Suggestions for Next time

- Some session chairs tended to recognize speakers that they knew before others who may have been waiting longer. More effective speakers list management might lead to a broader discussion.
- Update on possible implementation, and feasibility of universal test and treat. More on barriers to implementation based on different contexts with broader analysis of situation in developing and high burden countries
- It would have been useful to have some representation from advocacy organizations.
- More time should have been spent discussing how we are going to push this agenda forward and how to address the critics of test and treat
- Topics: acute infection and prep
- Contents on Day 1 were very good. Discussion on Day 2 was good but speaker presentations were less interesting. Roundup of all affected groups is not necessary
- Maybe Europe? Vancouver really is VERY far away for almost everyone
- Would have been nice to have hard copy materials available to take notes during presentations. Also would have been a more focused meeting had there been an outcome in mind-such as a guidance document to develop at the end.
- Nursing perspectives related to treatment adherence, creative care of hard to reach clients and referral systems for rural to remote regions that are culturally appropriate for North America.

Negative

- Workshop was disjointed-materials did not support each other-no time for honest conversations. Little time on the last day to pull things together and ask: “what’s next?”

Positive Feedback

- Very interesting workshop that need to be organized every year in order to monitor the progress made and share the news from this approach.
- Excellent.
- I thought the presentations were all excellent. It was a tremendous opportunity to have world leading HIV scientists all presenting & discussing Treatment as Prevention. I think it is important to maintain this momentum, we need to continue the dialogue, showcase the treatment as Prevention research and we need to be unified in our go forward next steps. I strongly support a follow up meeting of this caliber next year.
- Best meeting I've attended in some time.
- Outstanding meeting--excellent organization and technical content.
- Well organized, congratulations

Appendix B

Table 1. Overview of scores for each TasP Workshop Session (n=36)

Rank in Each Category (based on 'very good' or 'good')	Very good or good	Satisfactory	Poor or very poor	Don't recall	
Content					
1	Impact of ART on HIV Transmission	84%	6%	1%	9%
2	Closing Remarks	84%	0%	3%	13%
3	Special Populations	80%	7%	2%	11%
4	Impact on Transmission of Tuberculosis	78%	4%	2%	16%
5	Implementation Science	77%	6%	2%	15%
6	Treatment 2.0	76%	6%	5%	13%
7	Introduction Session	75%	14%	4%	7%
8	Regional Issues	74%	4%	3%	18%
Overall Content Score		79%	6%	3%	13%
Relevance					
1	Impact of ART on HIV Transmission	84%	7%	1%	9%
2	Closing Remarks	84%	3%	0%	13%
3	Special Populations	81%	6%	2%	11%
4	Introduction Session	79%	13%	2%	6%
5	Impact on Transmission of Tuberculosis	79%	4%	1%	16%
6	Implementation Science	77%	7%	2%	15%
7	Treatment 2.0	76%	6%	5%	13%
8	Regional Issues	75%	5%	2%	18%
Overall Relevance Score		79%	6%	2%	13%
Presentation					
1	Closing Remarks	84%	0%	3%	13%
2	Impact of ART on HIV Transmission	80%	10%	1%	9%
3	Special Populations	79%	9%	2%	11%
4	Introduction Session	76%	13%	5%	6%
5	Impact on Transmission of Tuberculosis	76%	6%	2%	16%
6	Treatment 2.0	74%	6%	6%	13%
7	Implementation Science	73%	10%	2%	15%
8	Regional Issues	72%	7%	3%	18%
Overall Presentation Score		77%	8%	3%	13%